



# How to use OnEsna for Downloads

# HOW TO USE ONESNA FOR DOWNLOADS

Esna Technologies Inc. is moving its file downloads from a standard FTP site to the OnEsna user portal with download capabilities.

OnEsna is available now, so the changes outlined in this document should be implemented as soon as possible to prevent interruptions once the FTP server is shut down.

## Contacting Esna™

Esna Technologies Inc.  
30 West Beaver Creek Rd., Suite 101  
Richmond Hill, ON. CANADA L4B 3K1

**Tel:** +1 905-707-9700

**Fax:** +1 905-707-9170

**Website:** [www.esna.com](http://www.esna.com)

For hardware and software support, contact:

**Tel:** +1 905-707-1234

**E-mail:** [techsupp@esna.com](mailto:techsupp@esna.com)

For documentation requests and feedback, contact:

**E-mail:** [documentation@esna.com](mailto:documentation@esna.com)

# HOW TO USE ONESNA FOR DOWNLOADS

## Introduction

Esna Technologies Inc. is moving its file downloads from a standard FTP site to the OnEsna user portal with download capabilities.

**Note:** OnEsna is available now, so the changes outlined in this document should be implemented as soon as possible to prevent interruptions once the FTP server is shut down.

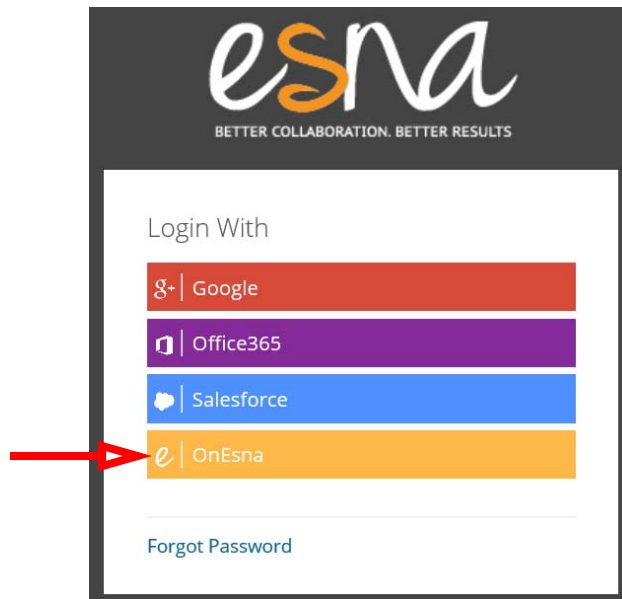
## Download from OnEsna

### Setup an OnEsna Account

The first step to downloading software is to setup your account on OnEsna.

1. Go to <https://www.onesna.com>.

When asked to **Login With**, click **OnEsna**.



2. Under **Create a new account**, enter your email address and click **Confirm Address**.

Login to your OnEsna account

Email

Password

Keep me logged in [Login](#)

Create a new account

Your email address:

[Confirm Address](#)

3. You will then receive an email to verify your email address. Open the email and select **Verify Email**.

Create a new account

Please check your email and follow instruction there to complete sign up.

Your email address:

[Confirm Address](#)

**esna**

Account Confirmation

Hello,

Welcome to OnEsna!

Please confirm your account by following the link below.

[Verify Email](#)

4. After verifying your email, you will be taken to the account activation page. Enter your first and last name, then provide a unique password for your account. This email and password will be used the next time you access OnEsna.

Click **Sign Up** when ready.

Activate New Account

Please provide a password for your new account:

Email

First Name

Last Name

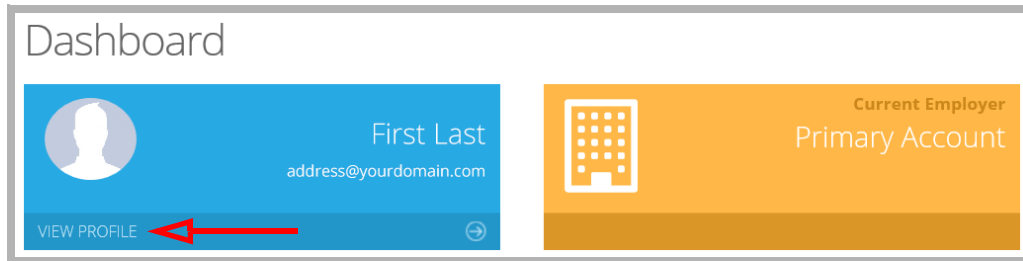
By submitting this signup form you agree to the Terms of Service and Privacy Policy

[Sign Up](#)

# Downloading Files

Once an account has been created, go to <https://www.onesna.com> and enter your email address and password to login.

1. You will be at the program dashboard. Click on **View Profile**.




2. Go to the **Downloads** tab.


Locate the product and download you require, then click the download  button.


Home > User Settings


General   Emails   Security   Apps   Licenses   Downloads   Subscribe



Prev   0-3 of 3   Next

 Cisco Cloudlink 5.2

 OfficeLinx 10.0

 Officelinx 10.1

 Cisco Cloudlink 5.2

Version	Size	Download Times	
5.2 Full DVD	1 GB	0	<a href="#">Details</a> 
5.2 Quick Upgrade	602 MB	0	<a href="#">Details</a> 
5.2 Release Note	134 KB	0	<a href="#">Details</a> 